



Photo Gallery

Fall 2008---Photo Gallery

Tube Settlers Team Photos




Whole system




Two tanks (clay tank on top and mixture tank on bottom)



Side view of tube s




Side view of the right side of the setup



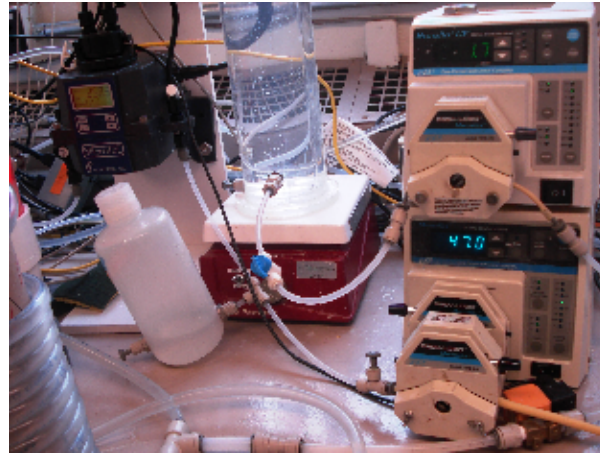
Side view of middle part of the setup



Turbidity Meter



Pumps 3 and 2




Last part of the setup



Mixture tank




Mixture Tank and Turbidity Meter




Flocculator



First part of the set




First part with connections



Pumps at end of the setup



Close up view of pi




Connections from the mixture tank




Colette refilling clay tank




Source of water



Control Box



Alum column



Close up view of the



Sarah explaining the setup



Turbidity Meter (when it is off)



Tubes connecting to




Stirrer for the clay tank



Tube settlers in the column



Side view of manifold



Three size manifolds




Side view of manifold




Colette filing



Colette and Ian



Colette carefully filing the newly cut tube




Colette measuring




mixture tank only



Clay Tank



manifolds with tubes



Colette with long tu