

# FLUENT - Bifurcating Artery

Author: Rajesh Bhaskaran & Sebastien Lachance-Barrett, Cornell University

## Problem Specification

1. Pre-Analysis & Start-Up
  2. Geometry
  3. Mesh
  4. Physics Setup
  5. Numerical Solution
  6. Numerical Results
  7. Verification & Validation
- [Exercises](#)  
[Comments](#)

## 2D Bifurcating Artery

Created using ANSYS 14.5

### Problem Statement

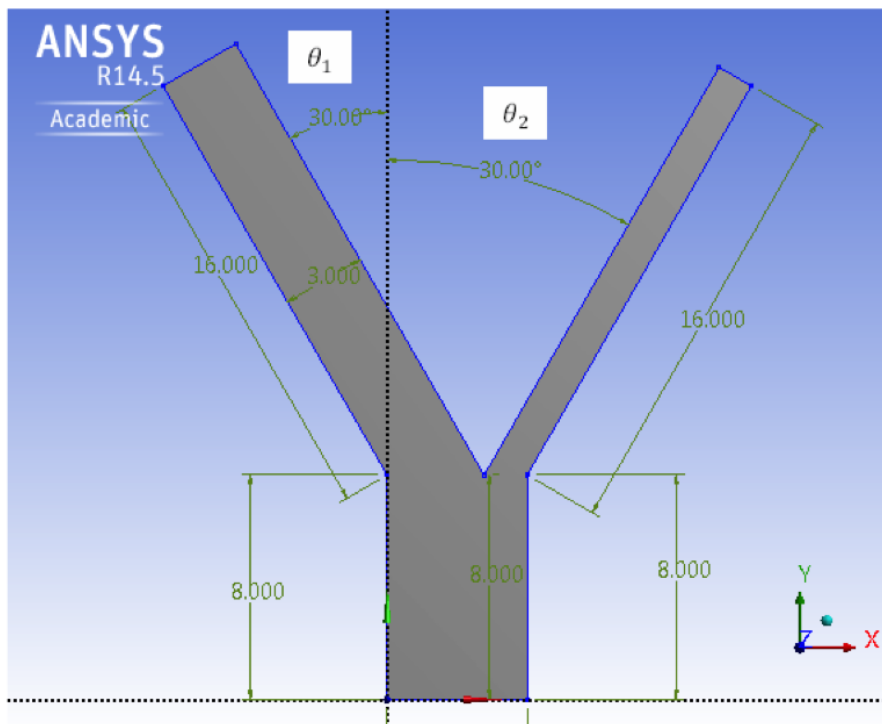
You will simulate blood flow in an idealized bifurcated blood vessel using ANSYS FLUENT®, a commercially available CFD software package. You will study:

- The effect of fatty plaque on the blood flow
- The effect of a blood clot in addition to the fatty plaque

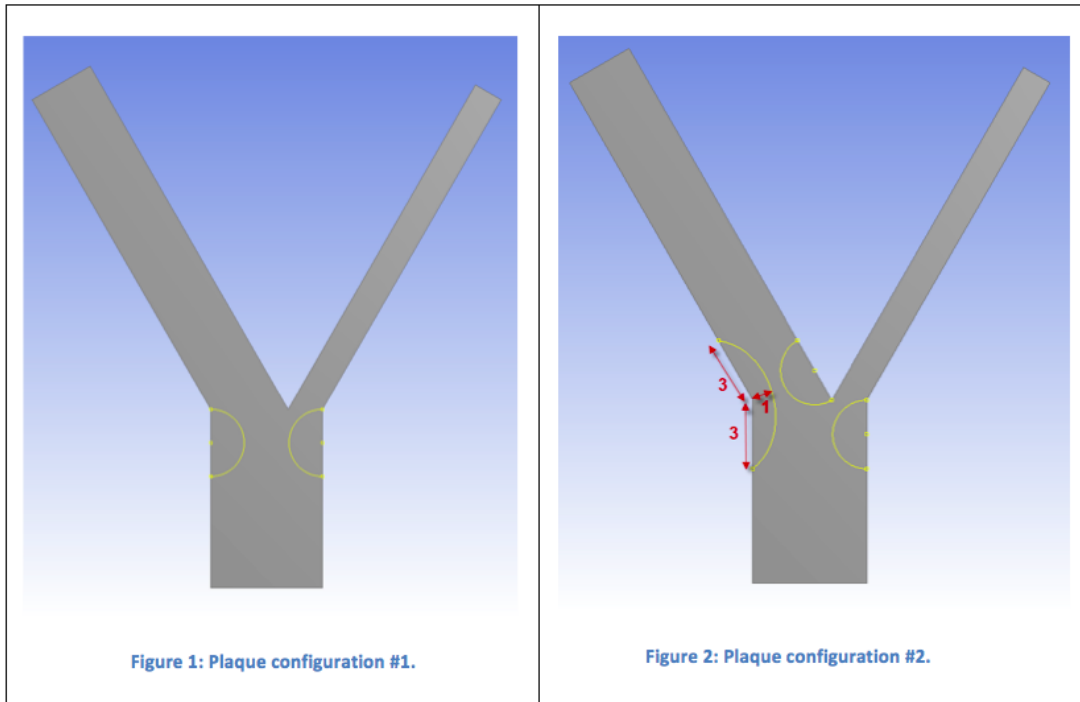
You will be calculating the velocity, wall shear stress and pressure gradient for the cases outlined below.

### Geometry

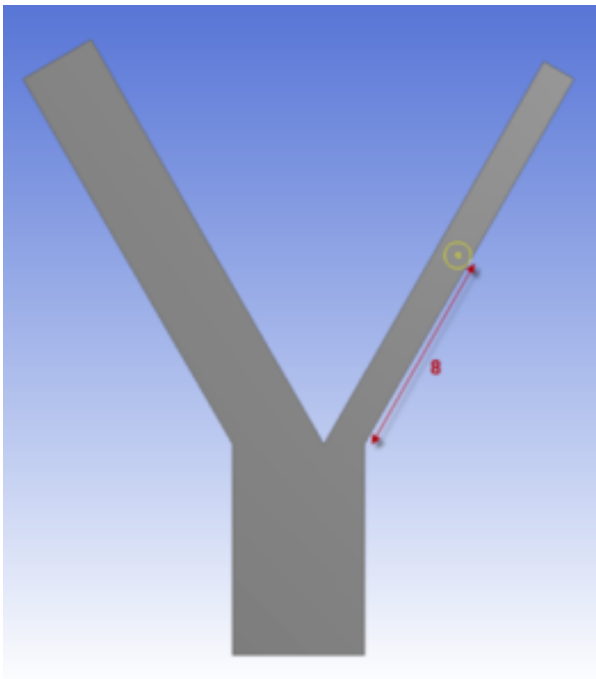
We'll ignore 3D effects and use the following idealized 2D geometry. All dimensions are shown in mm.



Consider the following two plaque configurations. Model the plaque as a circular arc with a diameter of 3 mm except the one that spans two limbs whose dimensions are shown below.



You also need to study the effect of a blood clot in the right branch (in addition to the plaque) as shown in the figure below. Assume that the blood clot has a diameter of 1 mm.



#### FLUENT Inputs

- Steady 2D flow
- Outlet gauge pressure = 0 Pa
- Density =  $1000 \text{ kg/m}^3$
- Coefficient of viscosity =  $0.001 \text{ kg/(m-s)}$
- Adjust inlet velocity to get a Reynolds no. of 400.

#### Cases to be studied

1. No plaque
2. The above two plaque configurations without blood clot
3. The above two plaque configurations with blood clot

4. Consider two combinations of

$\theta_1$

and

$\theta_2$

.

- $\theta_1 = 30, \quad \theta_2 = 30$
- $\theta_1 = 30, \quad \theta_2 = 15$

[Go to Pre-Analysis & Start-Up](#)

[Go to all FLUENT Learning Modules](#)