

# High Resolution FE Model of Bone - Numerical Solution

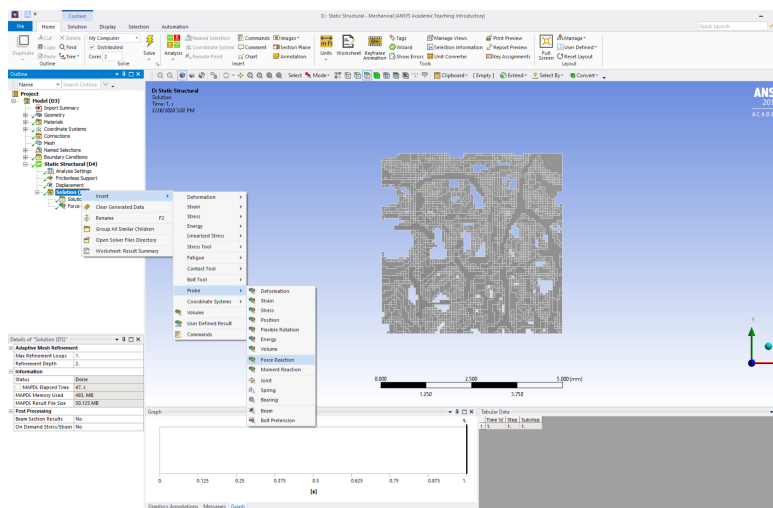
Author: Rajesh Bhaskaran, Cornell University

## Problem Specification

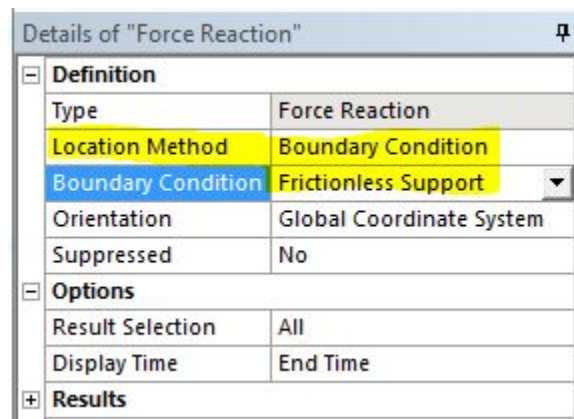
1. Pre-Analysis & Start-Up
  2. Geometry
  3. Mesh
  4. Physics Setup
  5. Numerical Solution
  6. Numerical Results
  7. Verification & Validation
- Exercises  
Comments

## Numerical Solution

We need to find the reaction force at the frictionless support. Right click on **Solution (B5)** > **Insert** > **Probe** > **Force Reaction**.



In 'Details of Force Reaction', Select **Boundary Condition** for Location Method and **Frictionless Support** for Boundary Condition.

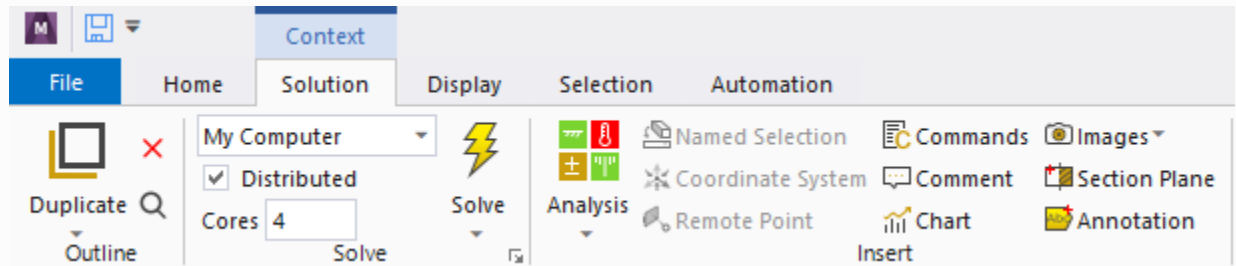



The problem is ready to be solve.



### Tips

You have the option to use multiple processors on the Swanson workstations. Click on Solution and change the number of cores from 2 to 4.



You may click on  to start the simulation.

[Go to Step 6: Numerical Results](#)

[Go to all ANSYS Learning Modules](#)