

High Resolution FE Model of Bone - Numerical Solution

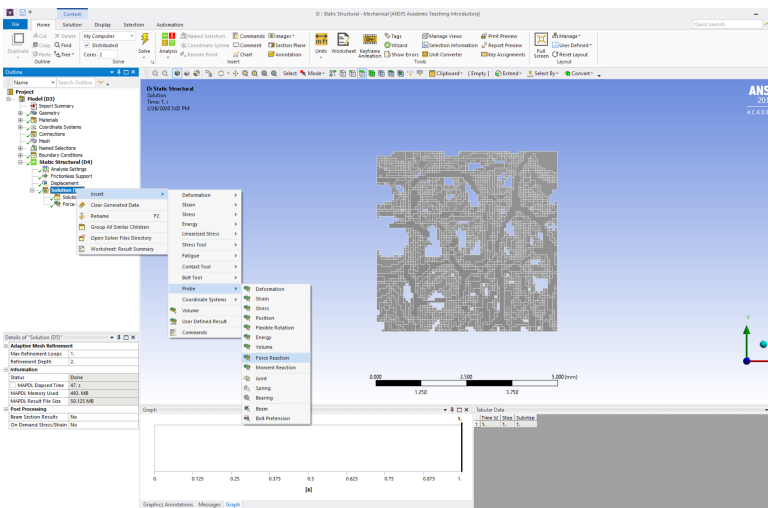
Author: Rajesh Bhaskaran, Cornell University

Problem Specification

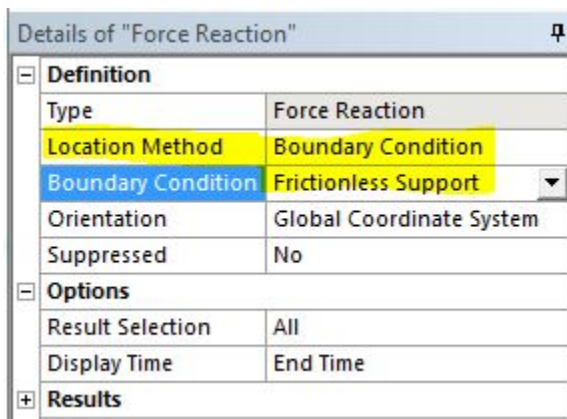
1. Pre-Analysis & Start-Up
 2. Geometry
 3. Mesh
 4. Physics Setup
 5. Numerical Solution
 6. Numerical Results
 7. Verification & Validation
- Exercises
Comments

Numerical Solution

We need to find the reaction force at the frictionless support. Right click on **Solution (B5)** > **Insert** > **Probe** > **Force Reaction**.



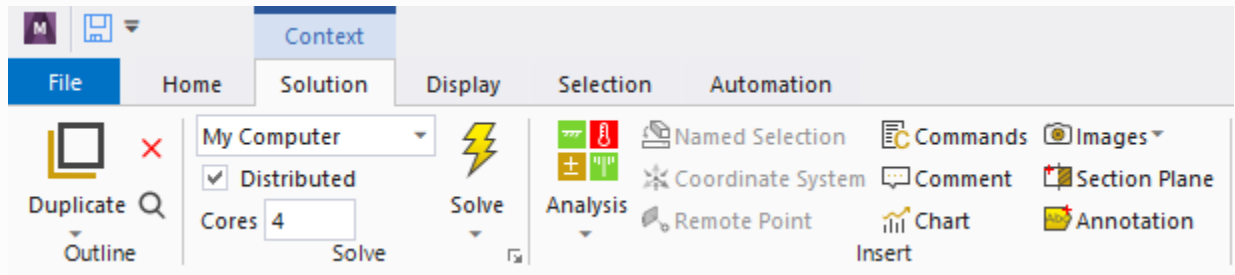
In "Details of Force Reaction", Select **Boundary Condition** for Location Method and **Frictionless Support** for Boundary Condition.




The problem is ready to be solve.

Tips

You have the option to use multiple processors on the Swanson workstations. Click on Solution and change the number of cores from 2 to 4.



You may click on  to start the simulation.

[Go to Step 6: Numerical Results](#)

[Go to all ANSYS Learning Modules](#)