

Key Points:

- Normal production and consumption of lactate produces H^+ and HCO_3^- in equal amounts, preventing changes to pH
- Hypoxia favors pyruvate conversion to lactate and prevents normal lactate metabolism, resulting in H^+ and acidemia
- Treatment of lactic acidosis involves correction of underlying disease and in rare cases ($pH < 7.2$ or 7.1) HCO_3^- therapy

Lactic acid is completely dissociated at physiologic pH.

- Two categories
 - Type A (hypoxic)
 - Normal mitochondrial function but inadequate DO_2
 - Type B (non hypoxic)
 - Adequate DO_2
 - Defective mitochondrial oxidative function and abnormal carbohydrate metabolism
 - Congenital mitochondrial myopathies have been reported in dogs

Box 10-2**Causes of L-Lactic Acidosis*****Type A: hypoxic**

Increased oxygen demand
 Severe exercise
 Convulsions
 Decreased oxygen availability
 Reduced tissue perfusion
 Cardiac arrest, cardiopulmonary resuscitation
 Shock
 Hypovolemia
 Left ventricular failure
 Low cardiac output
 Acute pulmonary edema
 Reduced arterial oxygen content
 Hypoxemia ($PO_2 \leq 30$ mm Hg)
 Extremely severe anemia (packed cell volume < 10%)

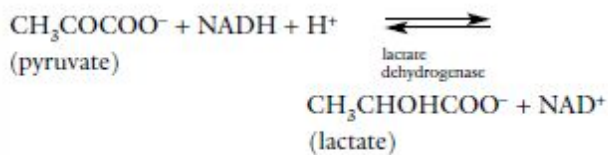
Type B: nonhypoxic

Drugs and toxins
 Phenformin
 Salicylates
 Ethylene glycol
 Many others¹³⁰
 Diabetes mellitus
 Liver failure
 Neoplasia (e.g., lymphosarcoma)
 Sepsis
 Renal failure
 Hypoglycemia
 Hereditary defects
 Mitochondrial myopathies
 Defects in gluconeogenesis

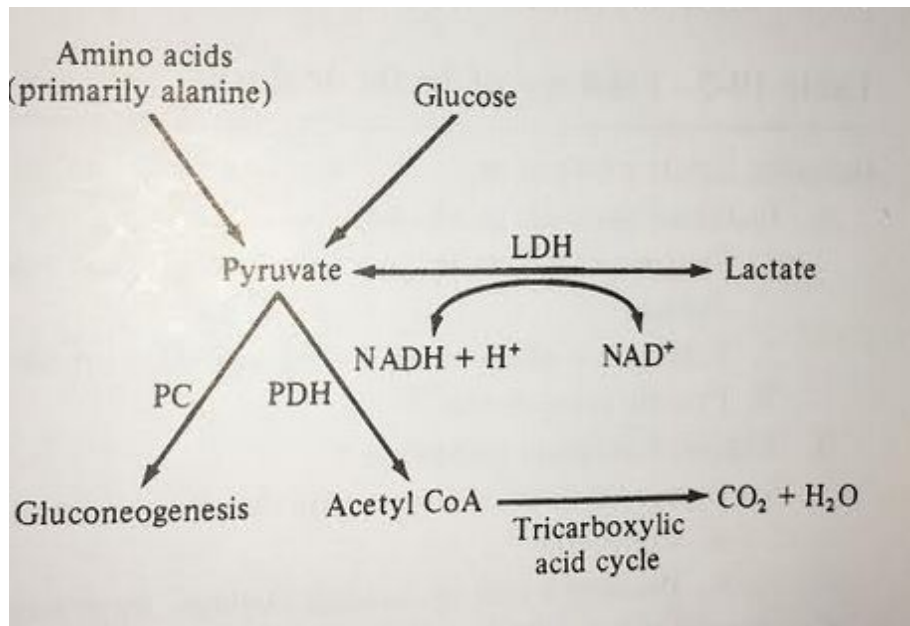
*D-Lactic acidosis occurs with short bowel syndrome in humans and has been observed in cats fed propylene glycol.^{40,41}

Lactate

- End product of metabolism that allows for regeneration of cytosolic NAD⁺ during anaerobic metabolism
 - Will then go on to be reoxidized to pyruvate



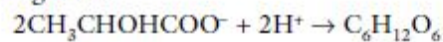
- Equilibrium favors lactate 10:1 over pyruvate



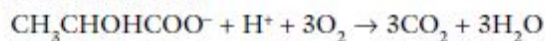
PC = Pyruvate carboxylase
 PDH = Pyruvate dehydrogenase
 LDH = Lactate dehydrogenase

- Under aerobic conditions, NADH → NAD⁺. Pyruvate → Acetyl CoA → Krebs cycle
- Anaerobic conditions: oxidative pathways are disrupted and NAD⁺ must be replenished by reduction of pyruvate to lactate in cytosol.
- There will be an accumulation of NADH which will shift the equation further in favor of Pyruvate into lactate
 - Gut and skeletal muscles produce majority of lactate
 - Liver and kidneys are main consumers of lactate for gluconeogenesis (liver mostly)
 - Protons are consumed when lactate is metabolized

Gluconeogenesis



Oxidative metabolism



- Lactate + 3O₂ → HCO₃⁻ + 2CO₂ + 2H₂O
- 2Lactate + 2H₂O + 2CO₂ → 2HCO₃⁻ + glucose
-
- In severe anaerobic situations (PaO₂ < 30mmHg) liver cannot process lactate and begins to produce lactate in acidic environments

L and D lactate

- Different isomers
 - L is mammal form

- D is produced mainly by bacteria and is elevated in short bowel syndrome in people due to bacterial overgrowth
 - Possible in cats and dogs, not commonly reported

Exercise

- Lactate concentration in racing greyhounds increased up to 29mEq/L but returned to normal after around 3 hours

Lymphoma

- Lymphoma (stage III or IV) dogs have inappropriate lactate handling and are disposed to worse hyperlactatemia than healthy dogs and may even have increased lactate transiently after LRS administration
 - Remission did not improve hyperlactatemia in these dogs

Consequences of acidosis:

- Vasodilation
- Decreased myocardial contractility
- Proarrhythmic state
- Resistance to catecholamines

Treatment:

- Treat underlying disease
- Bicarbonate therapy if pH is <7.1-7.2 and if not resolving with other treatment
 - Other therapies
 - THAM
 - Carbicarb
 - Adverse effects of Biacarb:
 - Hyponatremia
 - Hypervolemia
 - Paradoxical cerebral acidosis
 - Only CO₂ can cross BBB
 - Overshoot alkalosis
 - Decreased Ca⁺⁺
 - From increased binding to protein
 - Hypokalemia
 - From H⁺ <-> K⁺ exchanging from cells

Questions:

1. Accumulation of _____ in the cytosol shifts the equilibrium of lactate and _____ in favor of more production of lactate
2. Name 3 adverse effects of acidosis
3. Name 4 adverse effects of bicarbonate administration

Answers

1. Accumulation of NADH⁺ in the cytosol shifts the equilibrium of lactate and Pyruvate in favor of more production of lactate
2. Name 3 adverse effects of acidosis
 - a. Vasodilation
 - b. Decreased myocardial contractility
 - c. Proarrhythmic state
 - d. Resistance to catecholamines
3. Name 4 adverse effects of bicarbonate administration
 - a. Hypernatremia
 - b. Volume overload
 - c. Cerebral acidosis
 - d. Decreased Ca⁺⁺
 - e. Hypokalemia

