



Advanced Search

Use the form below, and your advanced search syntax will appear in the green box.
(This syntax can also be used in the regular search box found at the top of every page.)

Search

Keywords anywhere

Date from

Date to

Year

Month

Week enter a week number, 1-53

Day

Hour

Unit

Location

Sublocation

Staff type

Staff id

Staff name

Knowledge?

Duration enter "<5", ">=20", "60", etc.

Prep/follow-up enter "<5", ">=20", "60", etc.

Totaltime (totaltime is duration + prep)

Patrons

Patron type

Mode

Content type

Presentation?

Presentation type

Sessions

Department

Course

Topic

Other staff involved

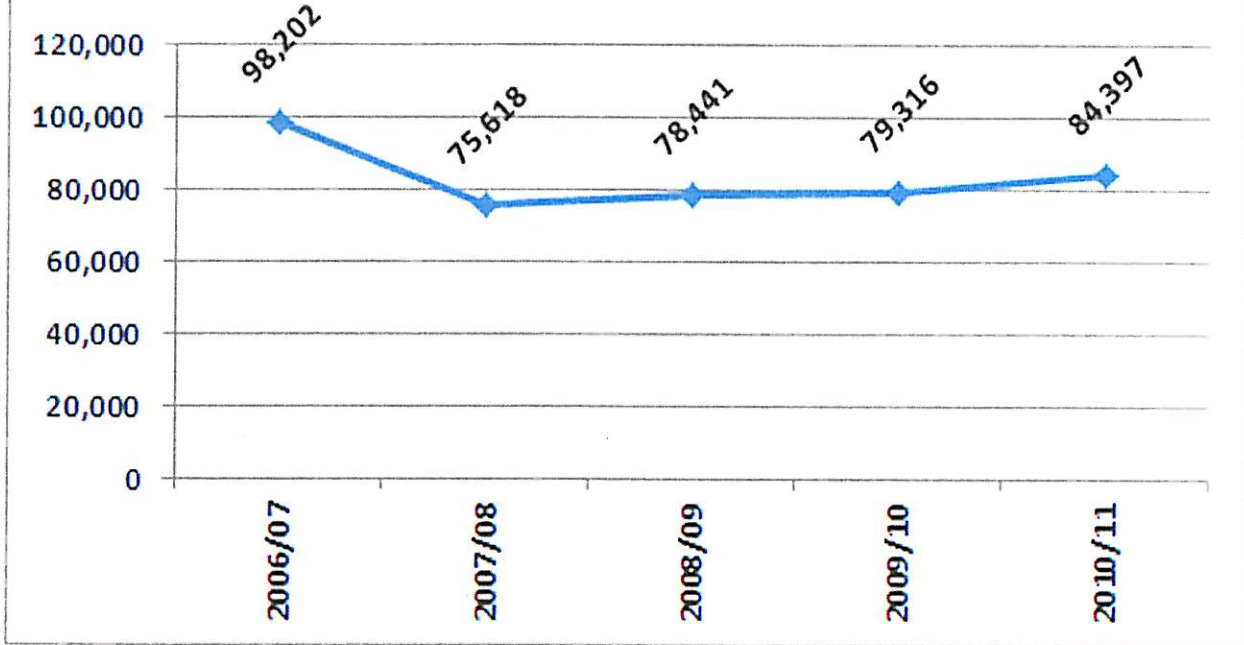
Who initiated?

How did patron find us?

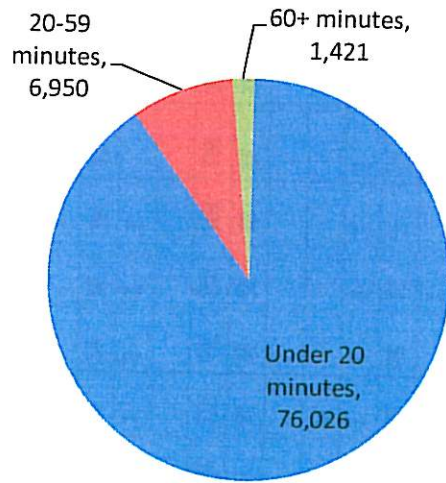
Notes

Search

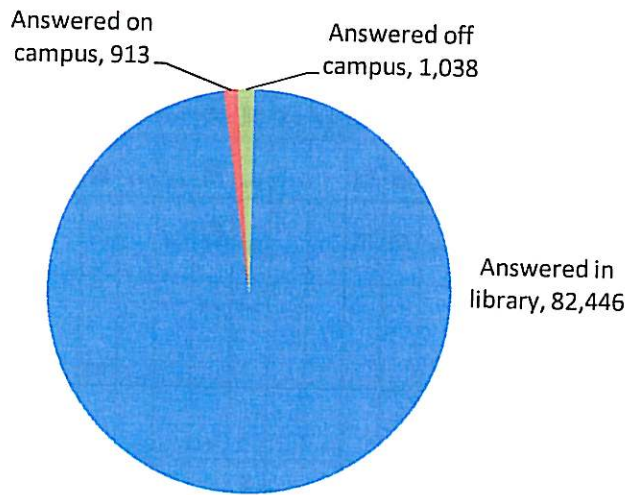
Information transaction trends



FY11 information transactions by duration



FY11 information transactions by location answered



Analyze

7160 transactions matching the following search:

date>=2010-07-01 date<=2011-06-30 knowledge.yes content-type:equipment presentation:no

Analyze by then by

unit/hour	12am	1am	7am	8am	9am	10am	11am	12pm	1pm	2pm	3pm	4pm	5pm	6pm	7pm	8pm	9pm	10pm	11pm	TOTAL
Adelison						6	2	4	4	4	6									26
Africana					6	9	11	7	8	3	2	2	1							49
Engineering				2	14	18	13	10	15	12	10	11								105
Entomology							1	1	1											2
Fine Arts						1		1	2	5					1	2			2	14
Geneva				5	7	17	11	1	11	16	11	13				1				93
Hotel				30	38	70	96	89	91	72	52	52	37	20	22	11	5	13	8	706
ILR				13	17	26	42	37	42	58	36	34	7	5	4	4	3	2		330
Kroch Asia						3	6	3	3		5	4	2	1						27
Law						1	1				2	2			1					8
Management						35	43	30	64	45	46	49	33	32	20	26	19	16	13	485
Mann	1			1	178	186	382	370	440	467	374	332	292	158	140	129	104	134	13	4020
Mathematics						1		1	1	1	1	4								12
Music						4	7		3	8	17	9	7	1	1	1	1			62
Olin	14	9		3	44	73	79	103	105	103	80	68	43	55	30	26	28	12	11	886
RMC						4	7	10	5	6	2	7	1							42
Uris	4	1			2	4	6	3	6	1	16	15	2	5	5	3	4	5	3	85
Veterinary				1	5	4	12	8	17	7	10	10	6	1						87
Weill				2	12	5	11	10	21	16	5	4	7	5	3	1	1	6	1	121
TOTAL	19	10	5	255	335	608	729	688	839	824	675	617	438	283	227	204	165	188	51	7160



Analyze

408 transactions matching the following search:

date>=2010-07-01 date<=2011-06-30 knowledge yes initiate librarian

Analyze by then by

Value	Count
Adelson	1
cross-unit	5
Fine Arts	2
Hotel	3
ILR	3
Law	358
Management	2
Mann	4
Mathematics	3
Olin	17
PMC	10

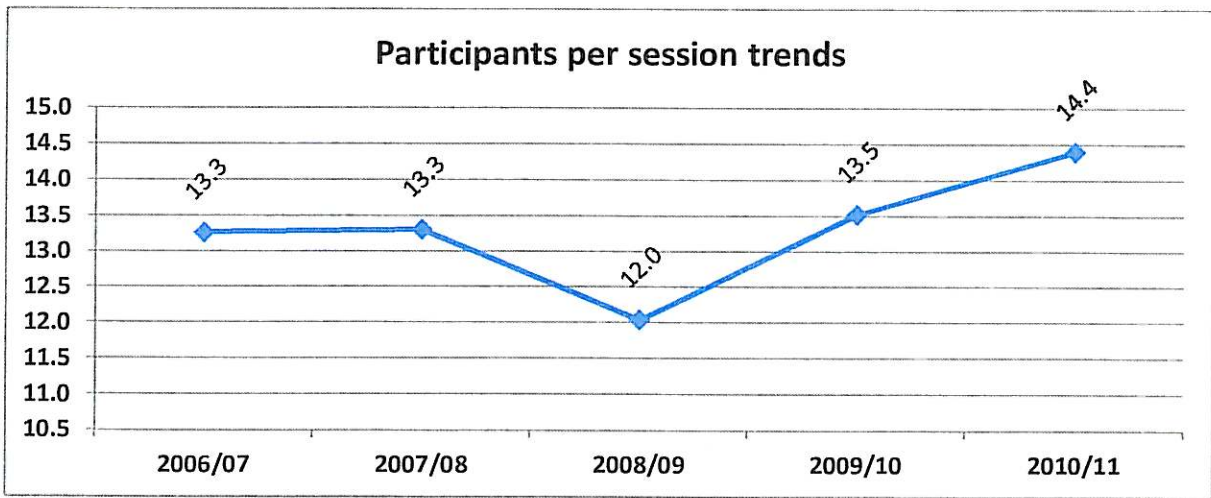
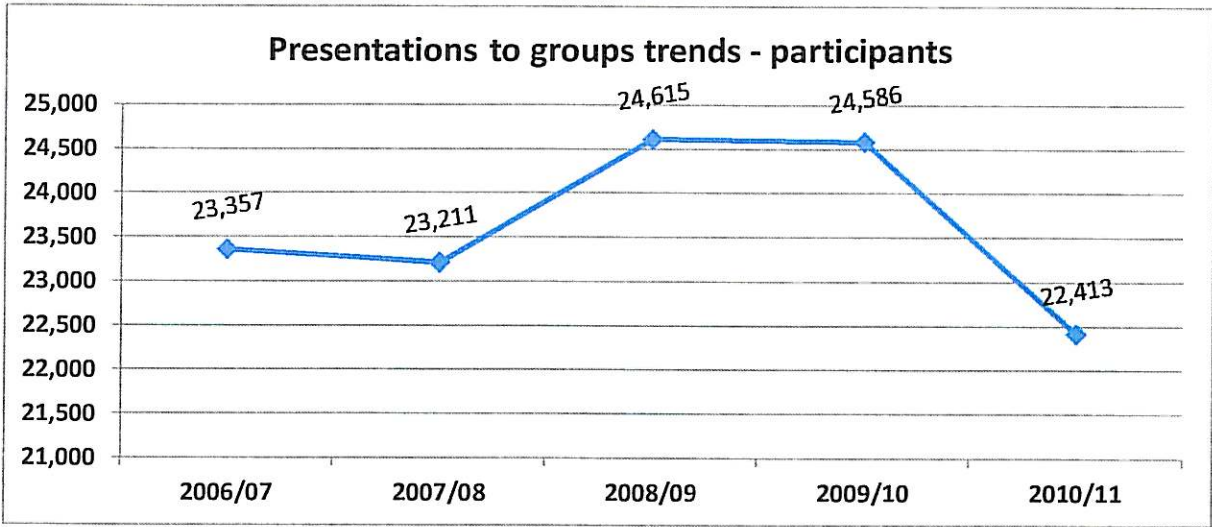
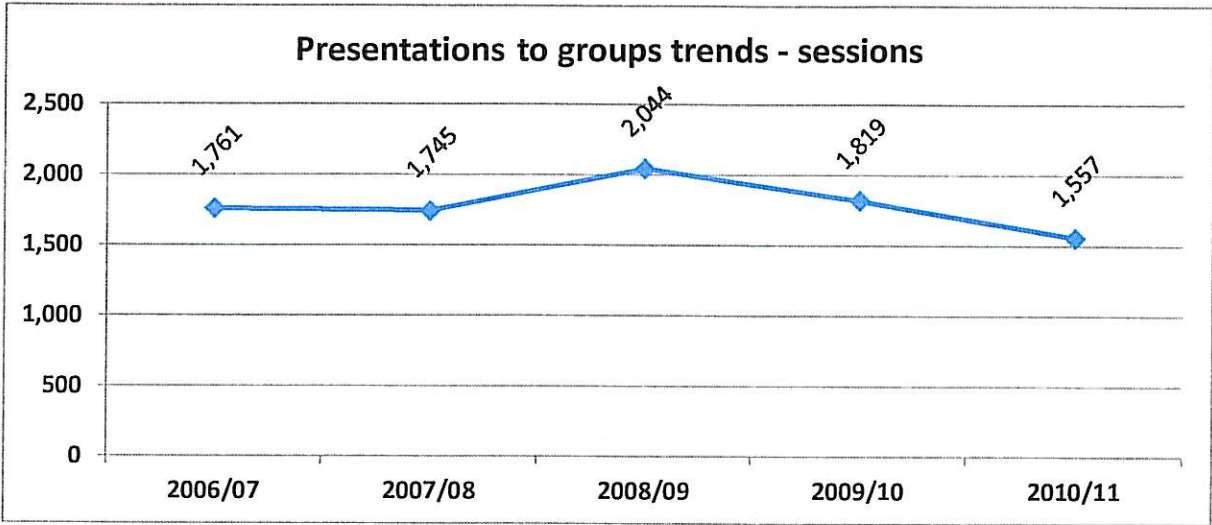
Analyze

408 transactions matching the following search:

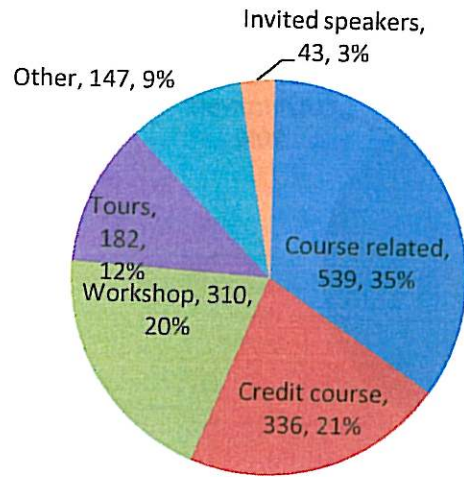
date>=2010-07-01 date<=2011-06-30 knowledge yes initiate librarian

Analyze by then by

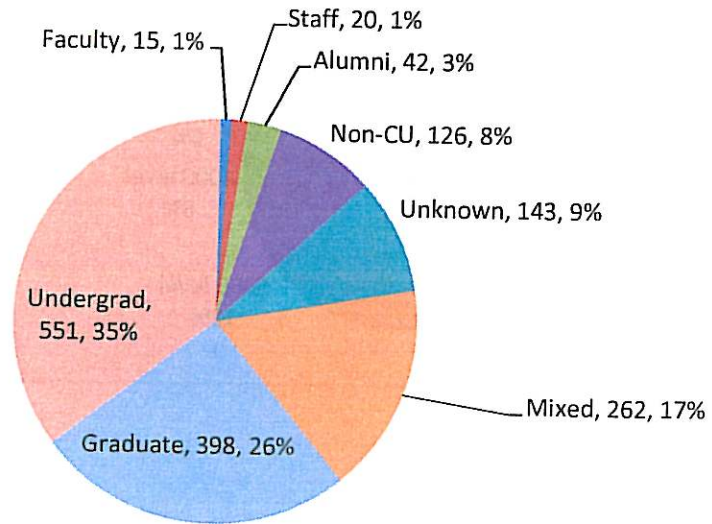
unit/staff-type	circulation staff	other	reference assistant	reference librarian	selector	student assistant	TOTAL
Adelson			1				1
cross-unit		5					5
Fine Arts			1	1			2
Hotel	2					1	3
ILR	3						3
Law				358			358
Management				2			2
Mann				4			4
Mathematics	2			1			3
Olin				11	5	1	17
PMC		1	8		1		10
TOTAL	7	6	10	377	6	2	408

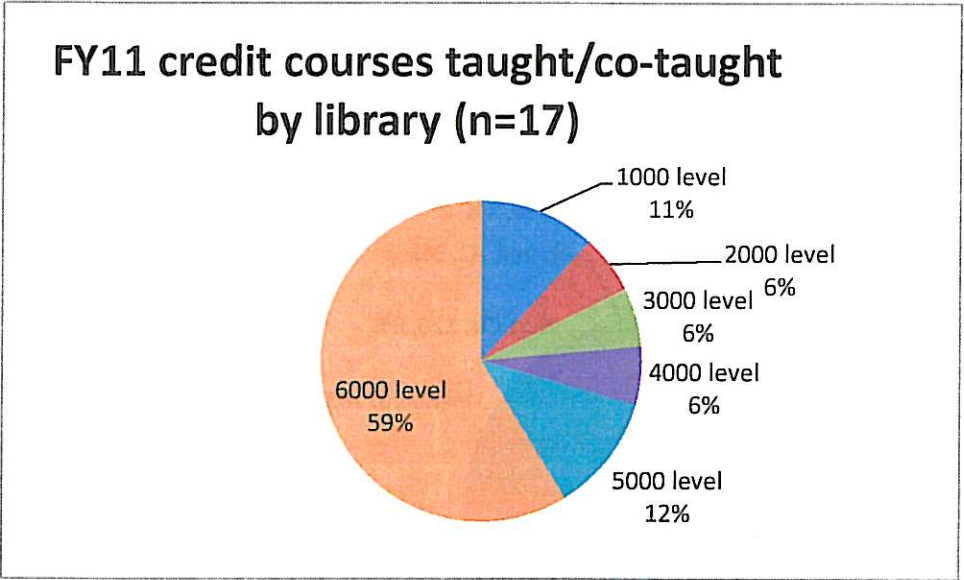
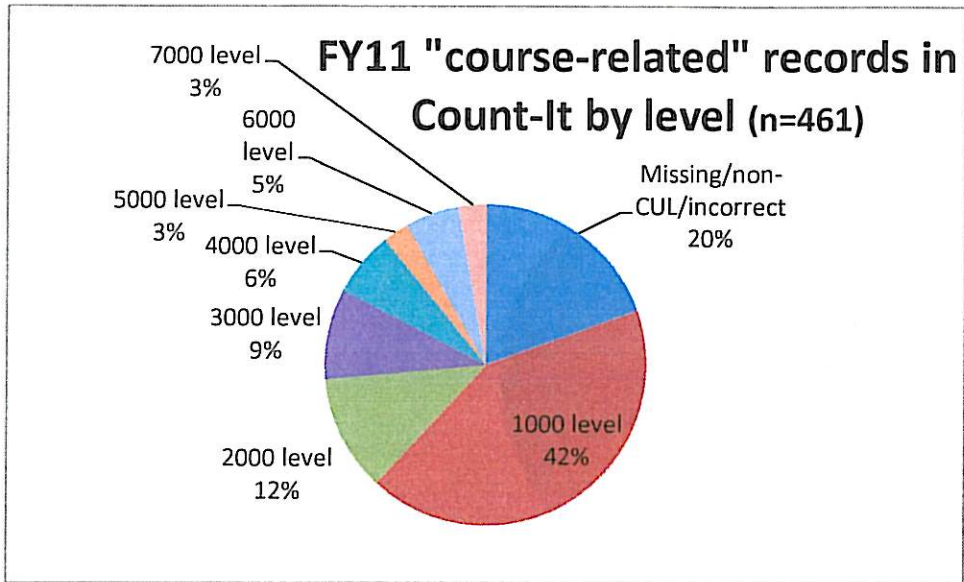


FY11 presentations to groups sessions by session type

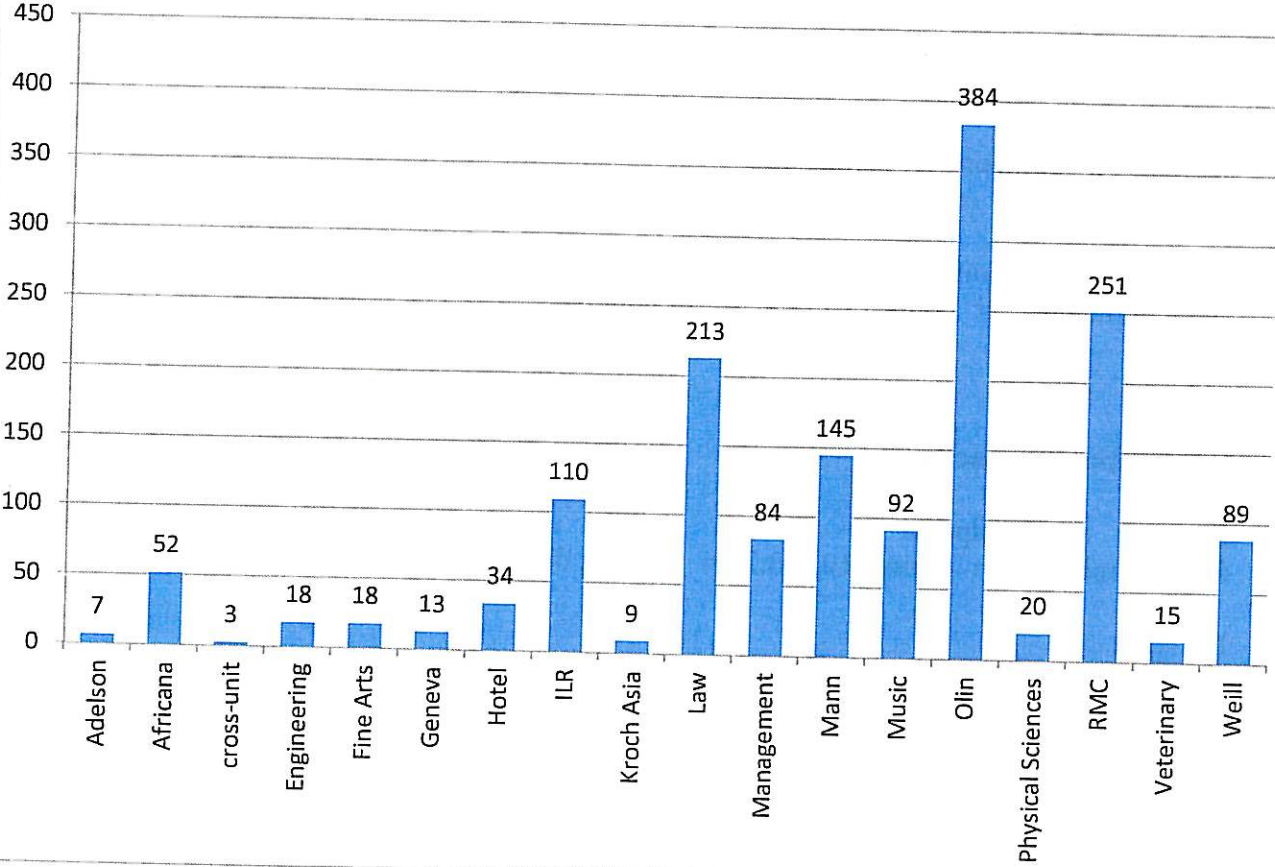


FY11 presentations to groups sessions by user type





FY11 presentations to groups by unit



Quantifying direct contact with patrons (duration)

Presentations to groups:

Sessions x duration x participants =
3,466,264 minutes = hours: 57,771.1 = 24 hour days: 2,407.1 = 6.59 years

Sessions x duration =
190,435 minutes = hours: 3,173.9 = 24 hour days: 132.2 = .36 years

Information transactions:

Duration x participants =
604,992 minutes = hours: 10,083.2 = 24 hour days: 420.1 = 1.15 years

Duration =
488,689 minutes = hours: 8,144.8 = 24 hour days: 339.4 = .93 years

For both:

If considering participants: 2,827.2 twenty four hour days = 7.74 years

Or

If not considering participants: 471.6 twenty four hour days = 1.29 years